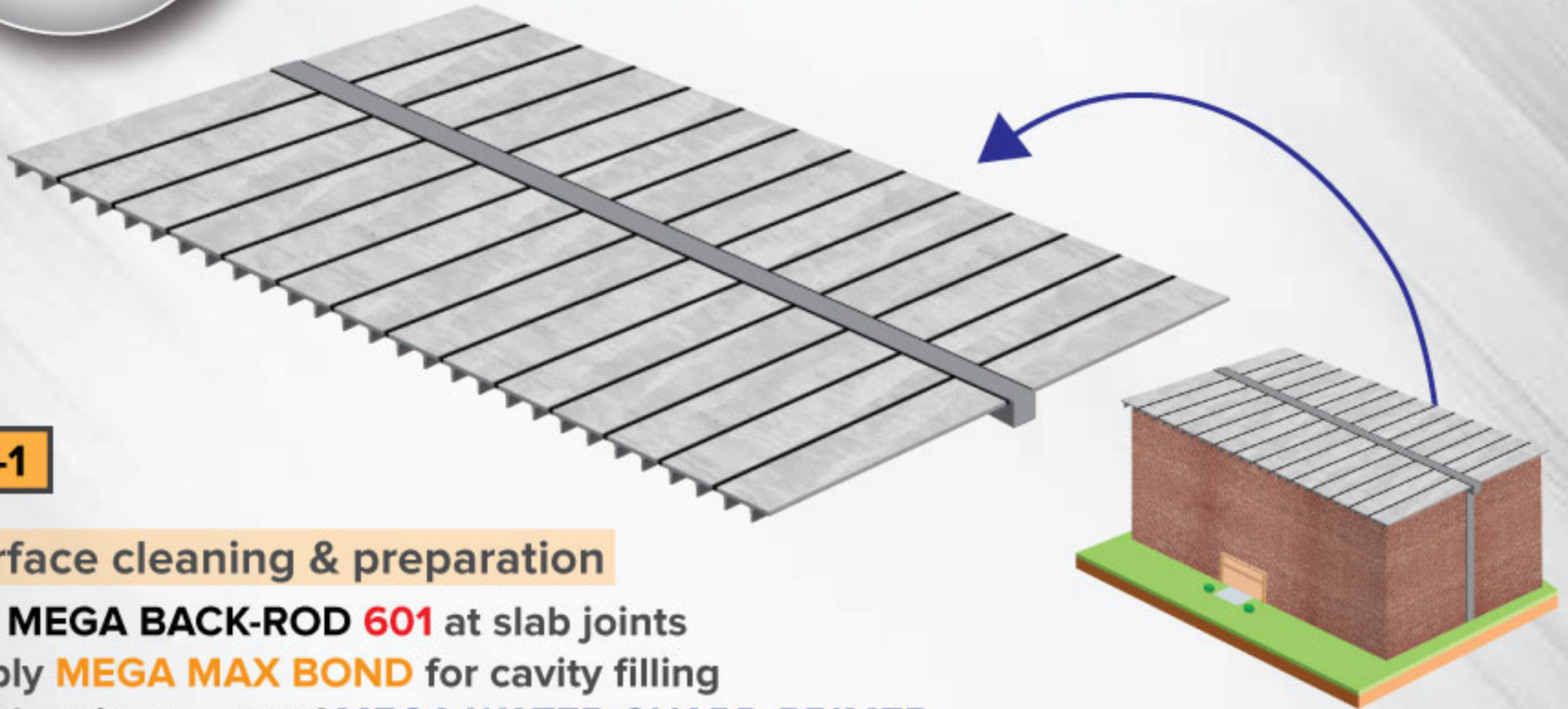




THETA

WATERPROOFING SYSTEM

FOR TT SLAB & PRE-CAST ROOFS



STEP-1

1. Surface cleaning & preparation
2. Set **MEGA BACK-ROD 601** at slab joints
3. Apply **MEGA MAX BOND** for cavity filling
4. Apply primer coat of **MEGA WATER GUARD PRIMER** at slab joints
5. Apply **MEGA MESH NP-721** at slab joints
6. Apply **MEGA MESH FG-722** at beam joints
7. Apply top coat of **MEGA WATER GUARD** at slab\beam joints
8. Apply **MEGA PRIME** to all the surface
9. Finally apply top coat **MEGA FLEX** to all the surface
10. Protection screed with **MEGA ADD-MIX 200**



Contact: +92 318 3880164 | +92 318 3880163 | +92 213 5318800



www.megasealers.com



info@megagroup.com.pk



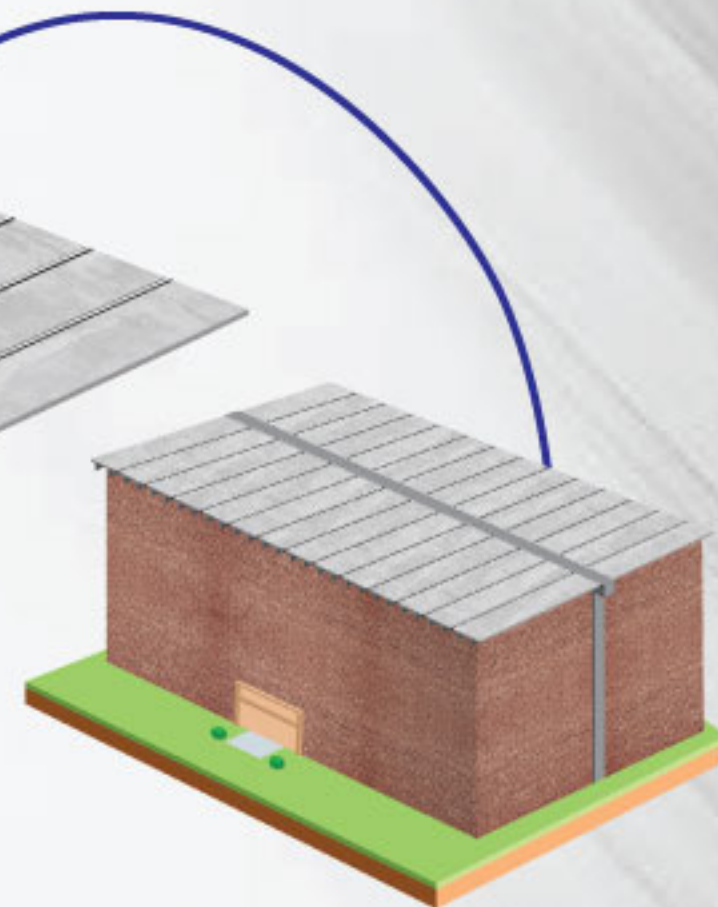
[megasealers](https://www.facebook.com/megasealers)



THETA

WATERPROOFING SYSTEM

FOR TT SLAB & PRE-CAST ROOFS



MEGA BACK-ROD 601
A COMPRESSIBLE CLOSED-CELL BACKUP MATERIAL FOR CAVITY FILLING

STEP-2

1. Surface cleaning & preparation
2. Set **MEGA BACK-ROD 601** at slab joints
3. Apply **MEGA MAX BOND** for cavity filling
4. Apply primer coat of **MEGA WATER GUARD PRIMER** at slab joints
5. Apply **MEGA MESH NP-721** at slab joints
6. Apply **MEGA MESH FG-722** at beam joints
7. Apply top coat of **MEGA WATER GUARD** at slab\beam joints
8. Apply **MEGA PRIME** to all the surface
9. Finally apply top coat **MEGA FLEX** to all the surface
10. Protection screed with **MEGA ADD-MIX 200**

Contact: +92 318 3880164 | +92 318 3880163 | +92 213 5318800



www.megasealers.com



info@megagroup.com.pk



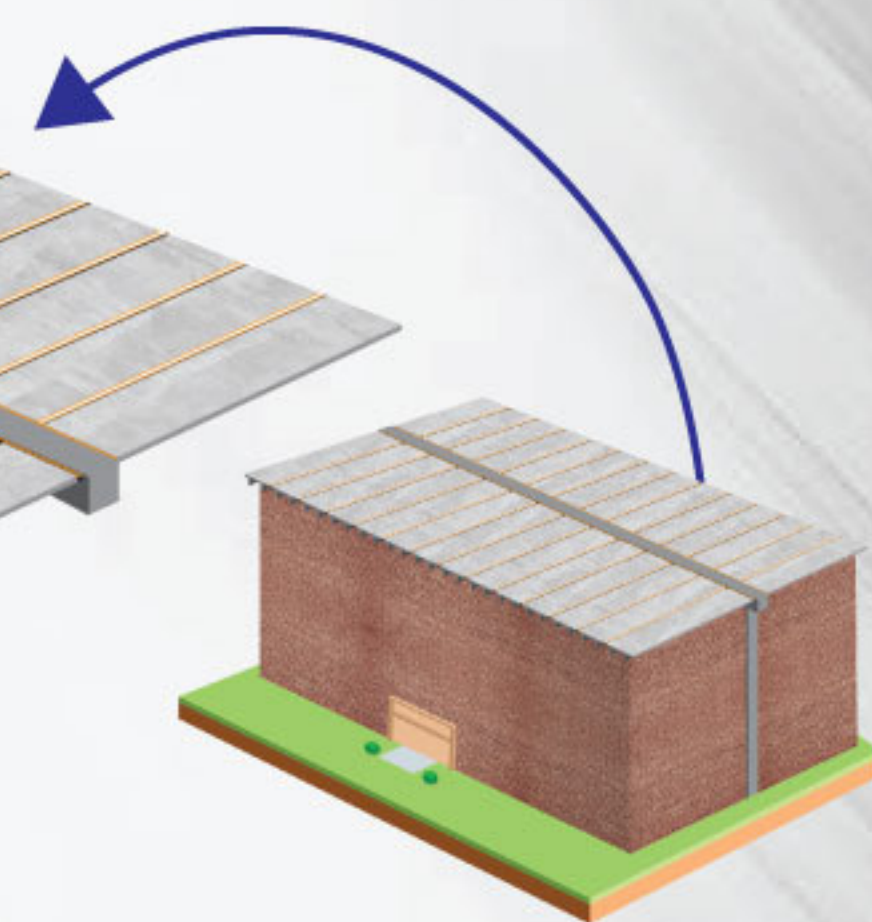

[megasealers](https://www.facebook.com/megasealers)



THETA

WATERPROOFING SYSTEM

FOR TT SLAB & PRE-CAST ROOFS



STEP-3

1. Surface cleaning & preparation
2. Set **MEGA BACK-ROD 601** at slab joints
3. Apply **MEGA MAX BOND** for cavity filling
4. Apply primer coat of **MEGA WATER GUARD PRIMER** at slab joints
5. Apply **MEGA MESH NP-721** at slab joints
6. Apply **MEGA MESH FG-722** at beam joints
7. Apply top coat of **MEGA WATER GUARD** at slab\beam joints
8. Apply **MEGA PRIME** to all the surface
9. Finally apply top coat **MEGA FLEX** to all the surface
10. Protection screed with **MEGA ADD-MIX 200**



MEGA MAX BOND
ELASTOMERIC POLYURETHANE
JOINT SEALANT

Contact: +92 318 3880164 | +92 318 3880163 | +92 213 5318800



www.megasealers.com



info@megagroup.com.pk



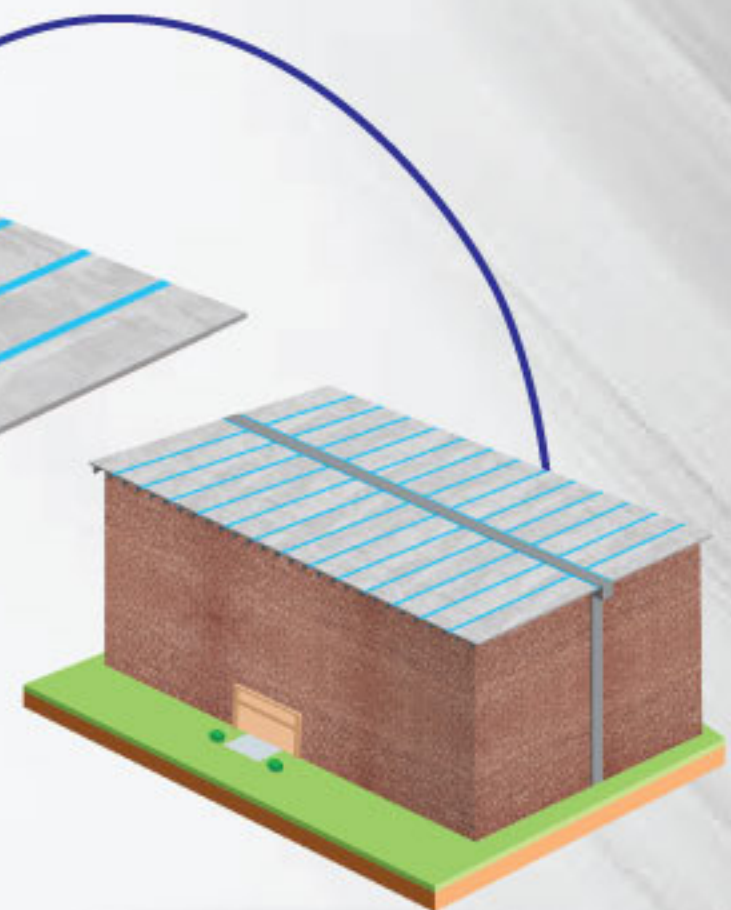

[megasealers](https://www.facebook.com/megasealers)



THETA

WATERPROOFING SYSTEM

FOR TT SLAB & PRE-CAST ROOFS



STEP-4

1. Surface cleaning & preparation
2. Set **MEGA BACK-ROD 601** at slab joints
3. Apply **MEGA MAX BOND** for cavity filling
4. Apply primer coat of **MEGA WATER GUARD PRIMER** at slab joints
5. Apply **MEGA MESH NP-721** at slab joints
6. Apply **MEGA MESH FG-722** at beam joints
7. Apply top coat of **MEGA WATER GUARD** at slab\beam joints
8. Apply **MEGA PRIME** to all the surface
9. Finally apply top coat **MEGA FLEX** to all the surface
10. Protection screed with **MEGA ADD-MIX 200**



MEGA WATER GUARD

SINGLE COMPONENT POLYURETHANE BASED ELASTOMERIC COATING

Contact: +92 318 3880164 | +92 318 3880163 | +92 213 5318800



www.megasealers.com



info@megagroup.com.pk



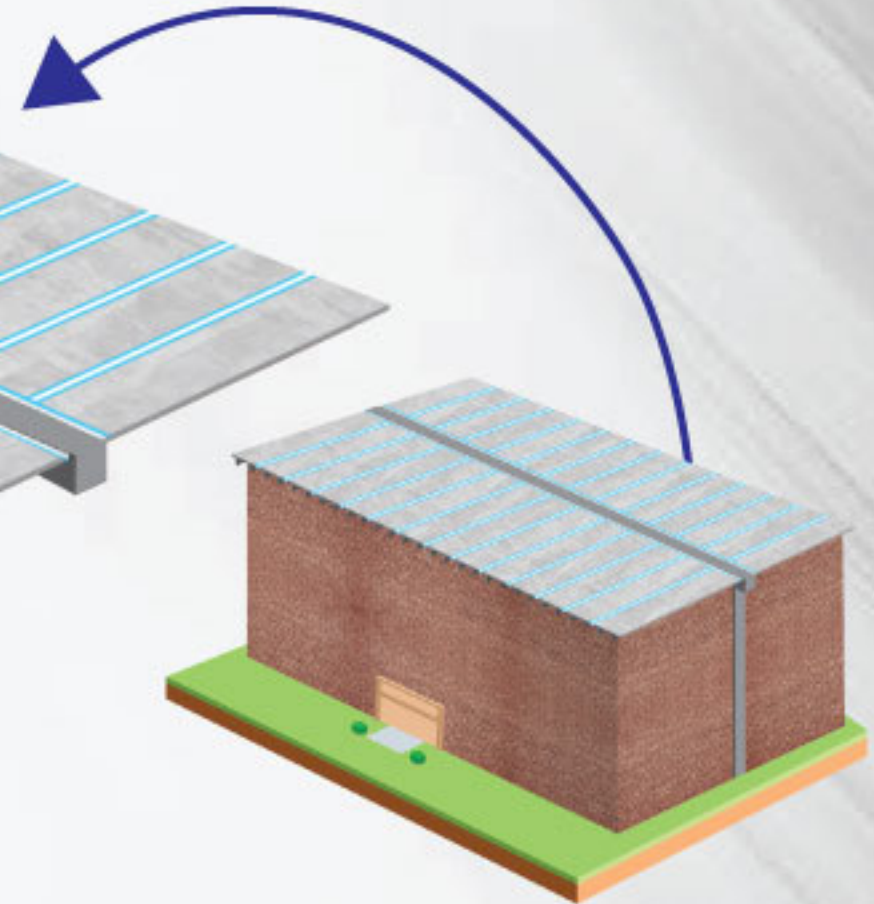

[megasealers](https://www.facebook.com/megasealers)



THETA

WATERPROOFING SYSTEM

FOR TT SLAB & PRE-CAST ROOFS



STEP-5

1. Surface cleaning & preparation
2. Set **MEGA BACK-ROD 601** at slab joints
3. Apply **MEGA MAX BOND** for cavity filling
4. Apply primer coat of **MEGA WATER GUARD PRIMER** at slab joints
5. Apply **MEGA MESH NP-721** at slab joints
6. Apply **MEGA MESH FG-722** at beam joints
7. Apply top coat of **MEGA WATER GUARD** at slab\beam joints
8. Apply **MEGA PRIME** to all the surface
9. Finally apply top coat **MEGA FLEX** to all the surface
10. Protection screed with **MEGA ADD-MIX 200**



MEGA MESH NP-721

A HI-TECH NON-WOVEN FABRIC WITH AN EXCELLENT ABRASION RESISTANCE

Contact: +92 318 3880164 | +92 318 3880163 | +92 213 5318800



www.megasealers.com



info@megagroup.com.pk



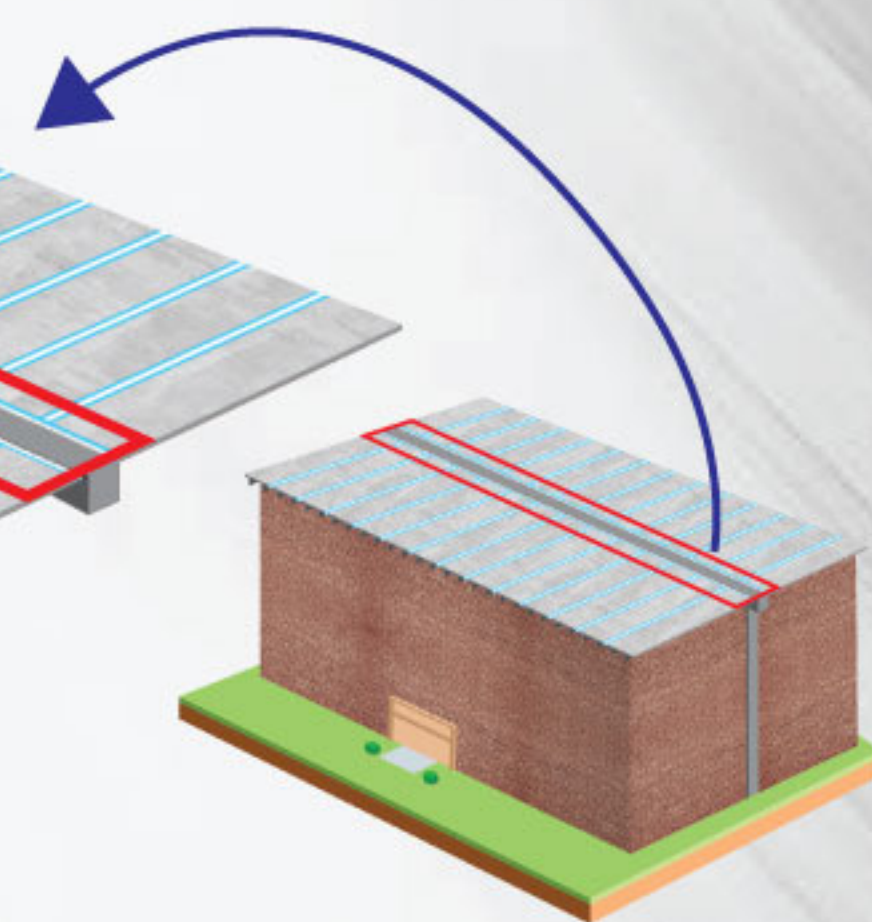

[megasealers](https://www.facebook.com/megasealers)



THETA

WATERPROOFING SYSTEM

FOR TT SLAB & PRE-CAST ROOFS



MEGA MESH FG-720
HIGHLY VERSATILE GLASS FIBRE MESH FOR
EXCELLENT BOND & REINFORCEMENT

STEP-6

1. Surface cleaning & preparation
2. Set **MEGA BACK-ROD 601** at slab joints
3. Apply **MEGA MAX BOND** for cavity filling
4. Apply primer coat of **MEGA WATER GUARD PRIMER** at slab joints
5. Apply **MEGA MESH NP-721** at slab joints
6. Apply **MEGA MESH FG-722** at beam joints
7. Apply top coat of **MEGA WATER GUARD** at slab\beam joints
8. Apply **MEGA PRIME** to all the surface
9. Finally apply top coat **MEGA FLEX** to all the surface
10. Protection screed with **MEGA ADD-MIX 200**

Contact: +92 318 3880164 | +92 318 3880163 | +92 213 5318800



www.megasealers.com



info@megagroup.com.pk



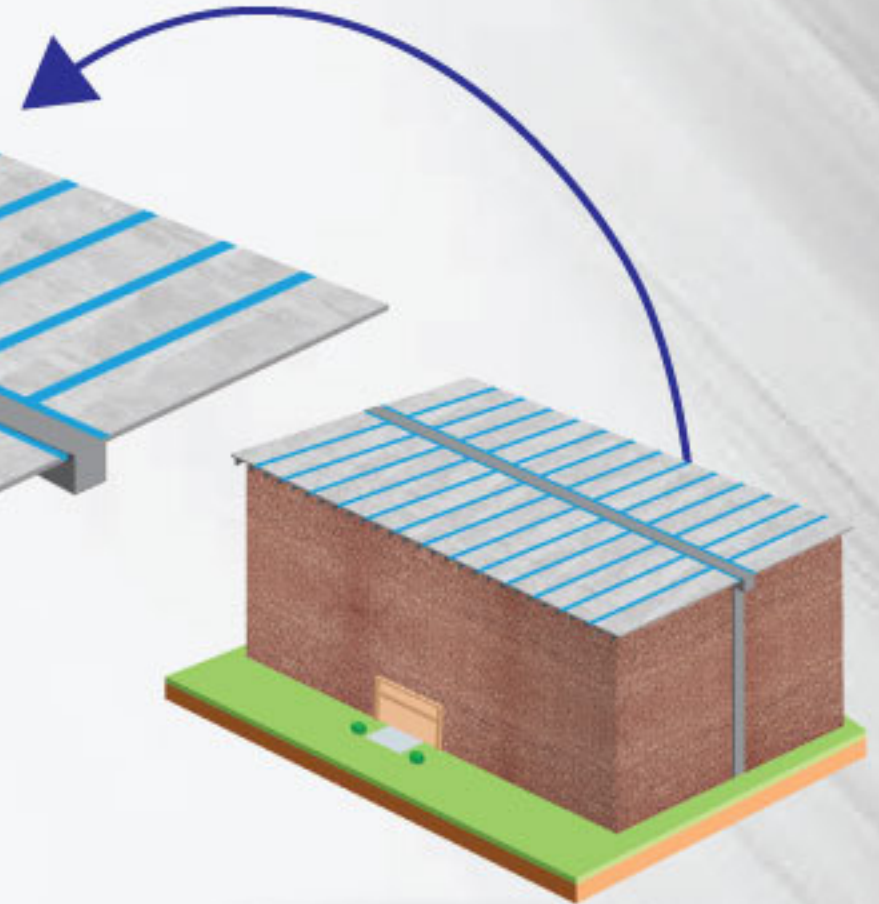

[megasealers](https://www.facebook.com/megasealers)



THETA

WATERPROOFING SYSTEM

FOR TT SLAB & PRE-CAST ROOFS



STEP-7

1. Surface cleaning & preparation
2. Set **MEGA BACK-ROD 601** at slab joints
3. Apply **MEGA MAX BOND** for cavity filling
4. Apply primer coat of **MEGA WATER GUARD PRIMER** at slab joints
5. Apply **MEGA MESH NP-721** at slab joints
6. Apply **MEGA MESH FG-722** at beam joints
7. Apply top coat of **MEGA WATER GUARD** at slab\beam joints
8. Apply **MEGA PRIME** to all the surface
9. Finally apply top coat **MEGA FLEX** to all the surface
10. Protection screed with **MEGA ADD-MIX 200**



MEGA WATER GUARD
SINGLE COMPONENT POLYURETHANE
BASED ELASTOMERIC COATING

Contact: +92 318 3880164 | +92 318 3880163 | +92 213 5318800



www.megasealers.com



info@megagroup.com.pk



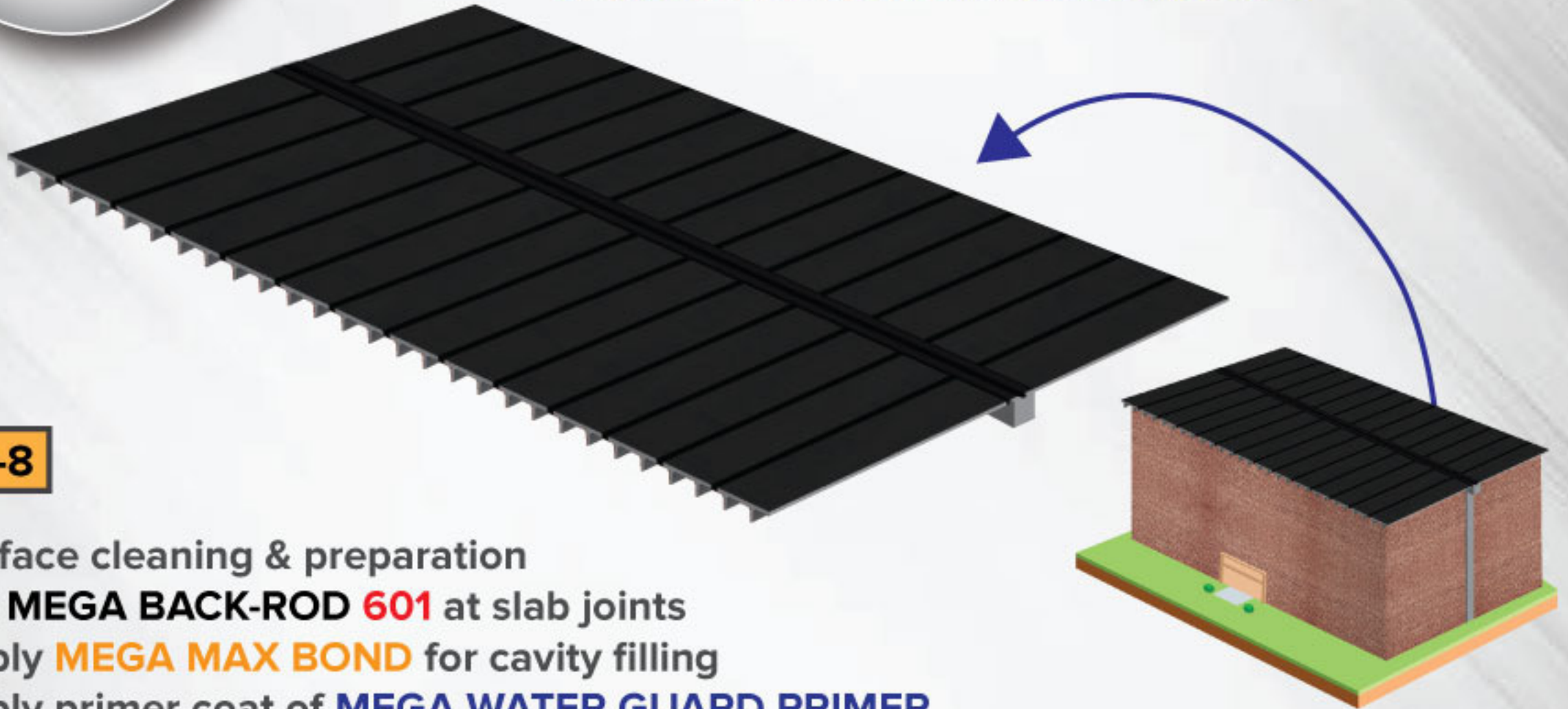
[megasealers](https://www.facebook.com/megasealers)



THETA

WATERPROOFING SYSTEM

FOR TT SLAB & PRE-CAST ROOFS



STEP-8

1. Surface cleaning & preparation
2. Set **MEGA BACK-ROD 601** at slab joints
3. Apply **MEGA MAX BOND** for cavity filling
4. Apply primer coat of **MEGA WATER GUARD PRIMER** at slab joints
5. Apply **MEGA MESH NP-721** at slab joints
6. Apply **MEGA MESH FG-722** at beam joints
7. Apply top coat of **MEGA WATER GUARD** at slab\beam joints
8. Apply **MEGA PRIME** to all the surface
9. Finally apply top coat **MEGA FLEX** to all the surface
10. Protection screed with **MEGA ADD-MIX 200**



MEGA PRIME
BITUMEN EMULSION WATERPROOF
& PROTECTIVE COATING

Contact: +92 318 3880164 | +92 318 3880163 | +92 213 5318800



www.megasealers.com



info@megagroup.com.pk



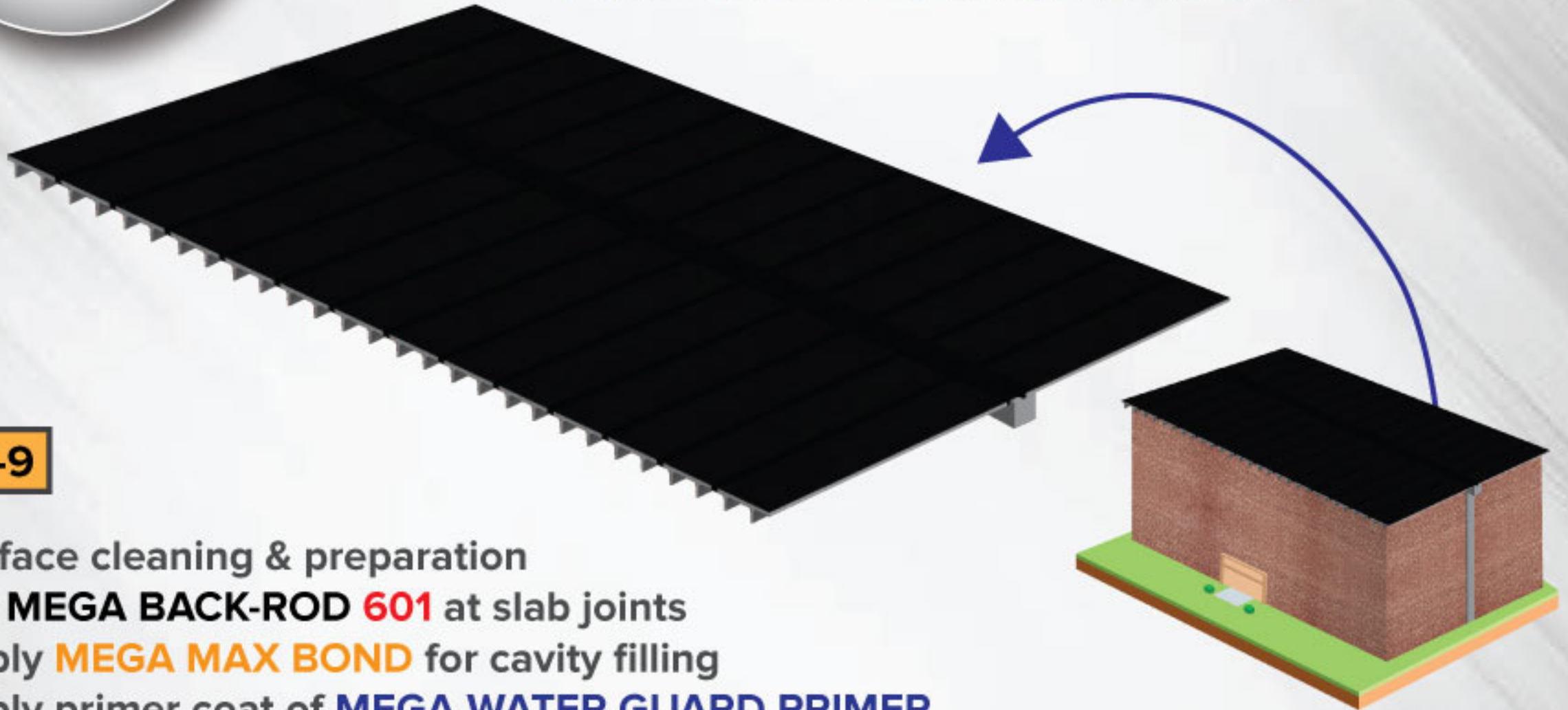
[megasealers](https://www.facebook.com/megasealers)



THETA

WATERPROOFING SYSTEM

FOR TT SLAB & PRE-CAST ROOFS



STEP-9

1. Surface cleaning & preparation
2. Set **MEGA BACK-ROD 601** at slab joints
3. Apply **MEGA MAX BOND** for cavity filling
4. Apply primer coat of **MEGA WATER GUARD PRIMER** at slab joints
5. Apply **MEGA MESH NP-721** at slab joints
6. Apply **MEGA MESH FG-722** at beam joints
7. Apply top coat of **MEGA WATER GUARD** at slab\beam joints
8. Apply **MEGA PRIME** to all the surface
9. Finally apply top coat **MEGA FLEX** to all the surface
10. Protection screed with **MEGA ADD-MIX 200**



MEGA FLEX

SYNTHETIC RUBBERIZED BITUMEN BASED
WATERPROOF COATING & SEALER

Contact: +92 318 3880164 | +92 318 3880163 | +92 213 5318800



www.megasealers.com



info@megagroup.com.pk



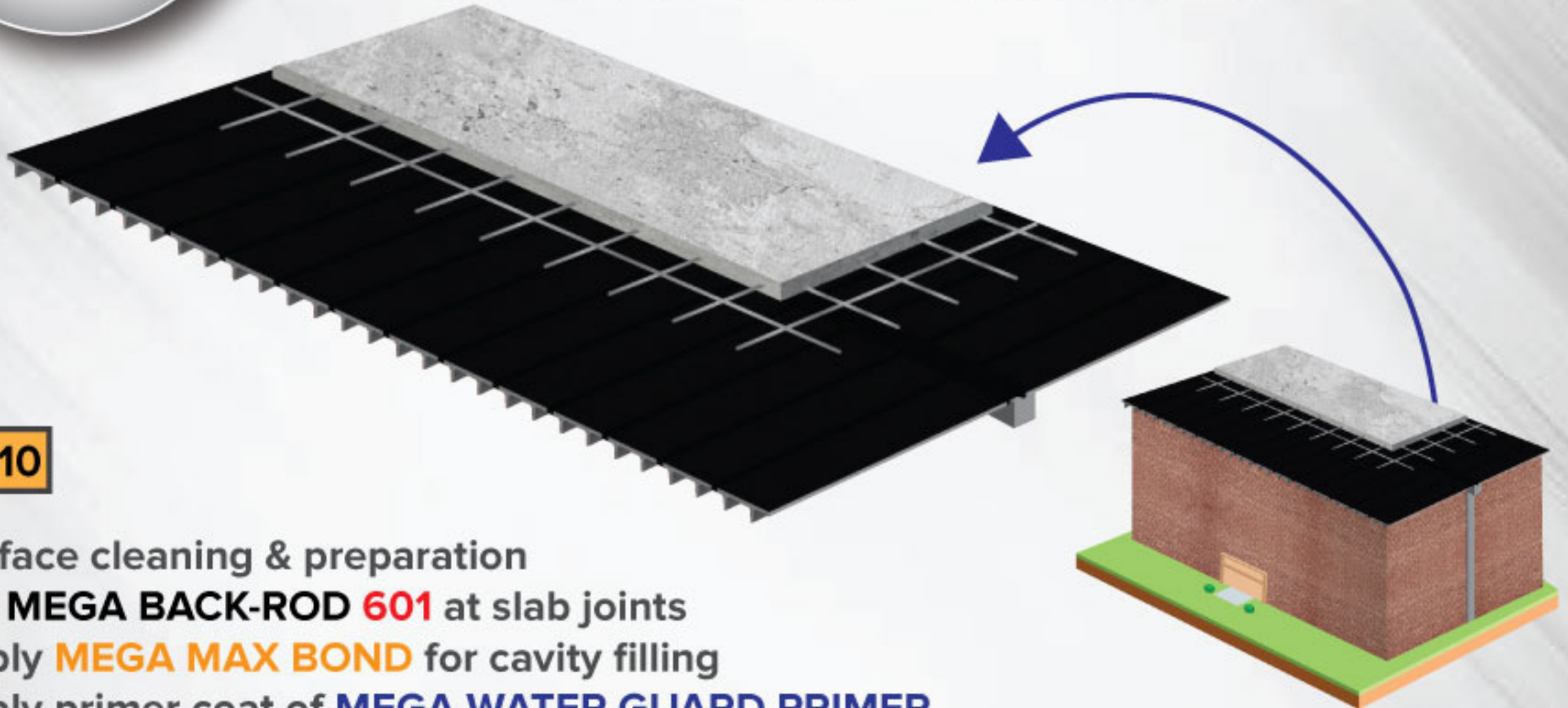
[megasealers](https://www.facebook.com/megasealers)



THETA

WATERPROOFING SYSTEM

FOR TT SLAB & PRE-CAST ROOFS



STEP-10

1. Surface cleaning & preparation
2. Set **MEGA BACK-ROD 601** at slab joints
3. Apply **MEGA MAX BOND** for cavity filling
4. Apply primer coat of **MEGA WATER GUARD PRIMER** at slab joints
5. Apply **MEGA MESH NP-721** at slab joints
6. Apply **MEGA MESH FG-722** at beam joints
7. Apply top coat of **MEGA WATER GUARD** at slab\beam joints
8. Apply **MEGA PRIME** to all the surface
9. Finally apply top coat **MEGA FLEX** to all the surface
10. Protection screed with **MEGA ADD-MIX 200**



MEGA ADD-MIX 200
INTEGRAL WATERPROOFING ADMIXTURE
FOR CONCRETE & MORTAR

Contact: +92 318 3880164 | +92 318 3880163 | +92 213 5318800



www.megasealers.com



info@megagroup.com.pk



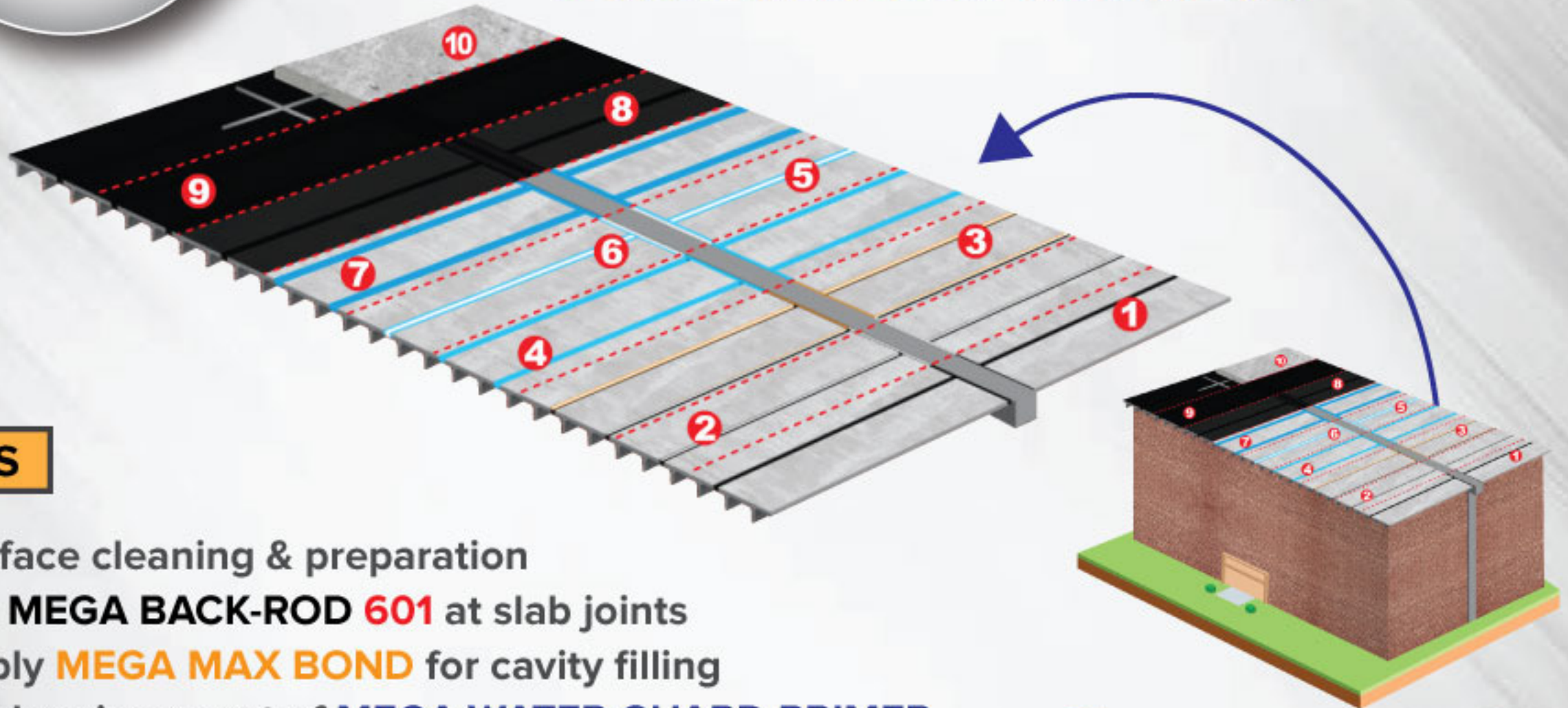
[megasealers](https://www.facebook.com/megasealers)



THETA

WATERPROOFING SYSTEM

FOR TT SLAB & PRE-CAST ROOFS



STEPS

1. Surface cleaning & preparation
2. Set **MEGA BACK-ROD 601** at slab joints
3. Apply **MEGA MAX BOND** for cavity filling
4. Apply primer coat of **MEGA WATER GUARD PRIMER** at slab joints
5. Apply **MEGA MESH NP-721** at slab joints
6. Apply **MEGA MESH FG-722** at beam joints
7. Apply top coat of **MEGA WATER GUARD** at slab\beam joints
8. Apply **MEGA PRIME** to all the surface
9. Finally apply top coat **MEGA FLEX** to all the surface
10. Protection screed with **MEGA ADD-MIX 200**



Contact: +92 318 3880164 | +92 318 3880163 | +92 213 5318800