




GAMIA

WATERPROOFING SYSTEM

FOR BATHROOMS & TOILETS

STEP-1

1. Surface preparation as needed
2. Filling Core Cutting with **Mega Grout**
3. Primer coat of **Mega Water Seal** on critical areas and coving
4. Apply **Mega Mesh NP-721** on primer coat
5. Top coat of **Mega Water Seal** on critical areas and coving
6. Primer coat of **Mega Water Seal** on walls
7. Top coat of **Mega Water Seal** on walls
8. Apply **Mega Prime** on floor and skirting
9. Apply 1st coat of **Mega Flex** on floor and skirting
10. Finally apply top coat of **Mega Flex** on floor and skirting



Contact: +92 318 3880164 | +92 318 3880163 | +92 213 5318800



www.megasealers.com



info@megagroup.com.pk



[megasealers](https://www.facebook.com/megasealers)




GAMIA

WATERPROOFING SYSTEM

FOR BATHROOMS & TOILETS

STEP-2

1. Surface preparation as needed
2. Filling Core Cutting with **Mega Grout**
3. Primer coat of **Mega Water Seal** on critical areas and coving
4. Apply **Mega Mesh NP-721** on primer coat
5. Top coat of **Mega Water Seal** on critical areas and coving
6. Primer coat of **Mega Water Seal** on walls
7. Top coat of **Mega Water Seal** on walls
8. Apply **Mega Prime** on floor and skirting
9. Apply 1st coat of **Mega Flex** on floor and skirting
10. Finally apply top coat of **Mega Flex** on floor and skirting



MEGA GROUT
HIGH STRENGTH NON
SHRINK MORTAR

Contact: +92 318 3880164 | +92 318 3880163 | +92 213 5318800



www.megasealers.com



info@megagroup.com.pk



[megasealers](https://www.facebook.com/megasealers)



Mega Sealers
Waterproofing Solutions


GAMIA

WATERPROOFING SYSTEM

FOR BATHROOMS & TOILETS

STEP-3

1. Surface preparation as needed
2. Filling Core Cutting with **Mega Grout**
3. Primer coat of **Mega Water Seal** on critical areas and coving
4. Apply **Mega Mesh NP-721** on primer coat
5. Top coat of **Mega Water Seal** on critical areas and coving
6. Primer coat of **Mega Water Seal** on walls
7. Top coat of **Mega Water Seal** on walls
8. Apply **Mega Prime** on floor and skirting
9. Apply 1st coat of **Mega Flex** on floor and skirting
10. Finally apply top coat of **Mega Flex** on floor and skirting



MEGA WATER SEAL
TWO COMPONENT ACRYLIC
CEMENTITIOUS COATING

Contact: +92 318 3880164 | +92 318 3880163 | +92 213 5318800



www.megasealers.com



info@megagroup.com.pk



[megasealers](https://www.facebook.com/megasealers)




GAMIA

WATERPROOFING SYSTEM

FOR BATHROOMS & TOILETS

STEP-4

1. Surface preparation as needed
2. Filling Core Cutting with **Mega Grout**
3. Primer coat of **Mega Water Seal** on critical areas and coving
4. Apply **Mega Mesh NP-721** on primer coat
5. Top coat of **Mega Water Seal** on critical areas and coving
6. Primer coat of **Mega Water Seal** on walls
7. Top coat of **Mega Water Seal** on walls
8. Apply **Mega Prime** on floor and skirting
9. Apply 1st coat of **Mega Flex** on floor and skirting
10. Finally apply top coat of **Mega Flex** on floor and skirting



MEGA MESH NP-721

A HI-TECH NON-WOVEN FABRIC WITH AN EXCELLENT ABRASION RESISTANCE



Contact: +92 318 3880164 | +92 318 3880163 | +92 213 5318800



www.megasealers.com



info@megagroup.com.pk



[megasealers](https://www.facebook.com/megasealers)



GAMIA

WATERPROOFING SYSTEM

FOR BATHROOMS & TOILETS

STEP-5

1. Surface preparation as needed
2. Filling Core Cutting with **Mega Grout**
3. Primer coat of **Mega Water Seal** on critical areas and coving
4. Apply **Mega Mesh NP-721** on primer coat
5. Top coat of **Mega Water Seal** on critical areas and coving
6. Primer coat of **Mega Water Seal** on walls
7. Top coat of **Mega Water Seal** on walls
8. Apply **Mega Prime** on floor and skirting
9. Apply 1st coat of **Mega Flex** on floor and skirting
10. Finally apply top coat of **Mega Flex** on floor and skirting



MEGA WATER SEAL
TWO COMPONENT ACRYLIC
CEMENTITIOUS COATING

Contact: +92 318 3880164 | +92 318 3880163 | +92 213 5318800



www.megasealers.com



info@megagroup.com.pk



[megasealers](https://www.facebook.com/megasealers)




GAMIA

WATERPROOFING SYSTEM

FOR BATHROOMS & TOILETS

STEP-6

1. Surface preparation as needed
2. Filling Core Cutting with **Mega Grout**
3. Primer coat of **Mega Water Seal** on critical areas and coving
4. Apply **Mega Mesh NP-721** on primer coat
5. Top coat of **Mega Water Seal** on critical areas and coving
6. Primer coat of **Mega Water Seal** on walls
7. Top coat of **Mega Water Seal** on walls
8. Apply **Mega Prime** on floor and skirting
9. Apply 1st coat of **Mega Flex** on floor and skirting
10. Finally apply top coat of **Mega Flex** on floor and skirting



MEGA WATER SEAL
TWO COMPONENT ACRYLIC
CEMENTITIOUS COATING

Contact: +92 318 3880164 | +92 318 3880163 | +92 213 5318800



www.megasealers.com



info@megagroup.com.pk



[megasealers](https://www.facebook.com/megasealers)




GAMIA

WATERPROOFING SYSTEM

FOR BATHROOMS & TOILETS

STEP-7

1. Surface preparation as needed
2. Filling Core Cutting with **Mega Grout**
3. Primer coat of **Mega Water Seal** on critical areas and coving
4. Apply **Mega Mesh NP-721** on primer coat
5. Top coat of **Mega Water Seal** on critical areas and coving
6. Primer coat of **Mega Water Seal** on walls
7. Top coat of **Mega Water Seal** on walls
8. Apply **Mega Prime** on floor and skirting
9. Apply 1st coat of **Mega Flex** on floor and skirting
10. Finally apply top coat of **Mega Flex** on floor and skirting



MEGA WATER SEAL
TWO COMPONENT ACRYLIC
CEMENTITIOUS COATING

Contact: +92 318 3880164 | +92 318 3880163 | +92 213 5318800



www.megasealers.com



info@megagroup.com.pk



[megasealers](https://www.facebook.com/megasealers)




GAMIA

WATERPROOFING SYSTEM

FOR BATHROOMS & TOILETS

STEP-8

1. Surface preparation as needed
2. Filling Core Cutting with **Mega Grout**
3. Primer coat of **Mega Water Seal** on critical areas and coving
4. Apply **Mega Mesh NP-721** on primer coat
5. Top coat of **Mega Water Seal** on critical areas and coving
6. Primer coat of **Mega Water Seal** on walls
7. Top coat of **Mega Water Seal** on walls
8. Apply **Mega Prime** on floor and skirting
9. Apply 1st coat of **Mega Flex** on floor and skirting
10. Finally apply top coat of **Mega Flex** on floor and skirting



MEGA PRIME
BITUMEN EMULSION WATERPROOF
& PROTECTIVE COATING

Contact: +92 318 3880164 | +92 318 3880163 | +92 213 5318800



www.megasealers.com



info@megagroup.com.pk



[megasealers](https://www.facebook.com/megasealers)




GAMIA

WATERPROOFING SYSTEM

FOR BATHROOMS & TOILETS

STEP-9

1. Surface preparation as needed
2. Filling Core Cutting with **Mega Grout**
3. Primer coat of **Mega Water Seal** on critical areas and coving
4. Apply **Mega Mesh NP-721** on primer coat
5. Top coat of **Mega Water Seal** on critical areas and coving
6. Primer coat of **Mega Water Seal** on walls
7. Top coat of **Mega Water Seal** on walls
8. Apply **Mega Prime** on floor and skirting
9. Apply 1st coat of **Mega Flex** on floor and skirting
10. Finally apply top coat of **Mega Flex** on floor and skirting



MEGA FLEX

SYNTHETIC RUBBERIZED BITUMEN BASED
WATERPROOF COATING & SEALER

Contact: +92 318 3880164 | +92 318 3880163 | +92 213 5318800



www.megasealers.com



info@megagroup.com.pk



[megasealers](https://www.facebook.com/megasealers)




GAMIA

WATERPROOFING SYSTEM

FOR BATHROOMS & TOILETS

STEP-10

1. Surface preparation as needed
2. Filling Core Cutting with **Mega Grout**
3. Primer coat of **Mega Water Seal** on critical areas and coving
4. Apply **Mega Mesh NP-721** on primer coat
5. Top coat of **Mega Water Seal** on critical areas and coving
6. Primer coat of **Mega Water Seal** on walls
7. Top coat of **Mega Water Seal** on walls
8. Apply **Mega Prime** on floor and skirting
9. Apply 1st coat of **Mega Flex** on floor and skirting
10. Finally apply top coat of **Mega Flex** on floor and skirting



MEGA FLEX

SYNTHETIC RUBBERIZED BITUMEN BASED
WATERPROOF COATING & SEALER

Contact: +92 318 3880164 | +92 318 3880163 | +92 213 5318800



www.megasealers.com



info@megagroup.com.pk



[megasealers](https://www.facebook.com/megasealers)




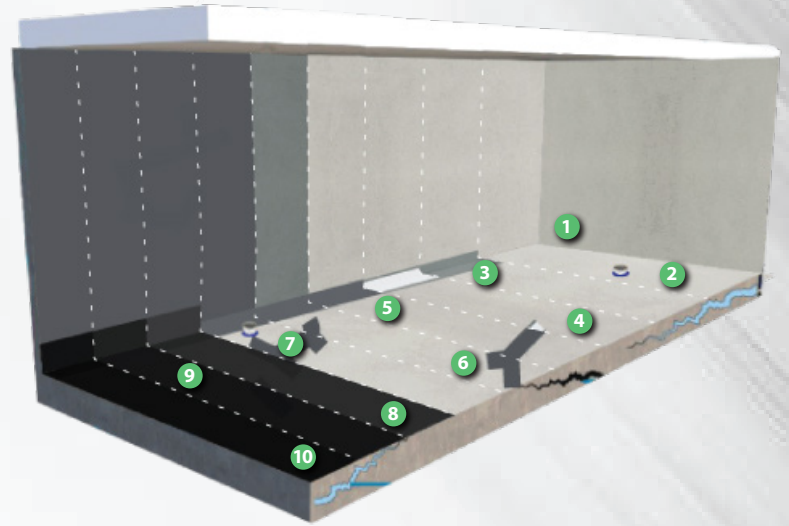
GAMIA

WATERPROOFING SYSTEM

FOR BATHROOMS & TOILETS

STEPS

1. Surface preparation as needed
2. Filling Core Cutting with **Mega Grout**
3. Primer coat of **Mega Water Seal** on critical areas and coving
4. Apply **Mega Mesh NP-721** on primer coat
5. Top coat of **Mega Water Seal** on critical areas and coving
6. Primer coat of **Mega Water Seal** on walls
7. Top coat of **Mega Water Seal** on walls
8. Apply **Mega Prime** on floor and skirting
9. Apply 1st coat of **Mega Flex** on floor and skirting
10. Finally apply top coat of **Mega Flex** on floor and skirting



Contact: +92 318 3880164 | +92 318 3880163 | +92 213 5318800



www.megasealers.com



info@megagroup.com.pk



[megasealers](https://www.facebook.com/megasealers)