



GAMIA PLUS

WATERPROOFING SYSTEM

FOR BATHROOMS & TOILETS

STEP-1

1. Surface preparation as needed
2. Filling Core Cutting with **MEGA GROUT**
3. Primer coat of **MEGA WATER SEAL PRO** on critical areas and coving
4. Apply **MEGA MESH NP-721** on primer coat
5. Top coat of **MEGA WATER SEAL PRO** on critical areas and coving
6. Primer coat of **MEGA WATER SEAL PRO** on walls
7. Top coat of **MEGA WATER SEAL PRO** on walls
8. Apply **MEGA WATER GUARD** on floor and skirting
9. Finally apply top coat of **MEGA WATER GUARD** on floor and skirting



Contact: +92 318 3880164 | +92 318 3880163 | +92 213 5318800



www.megasealers.com



info@megagroup.com.pk



[megasealers](https://www.facebook.com/megasealers)



GAMIA PLUS

WATERPROOFING SYSTEM

FOR BATHROOMS & TOILETS

STEP-2

1. Surface preparation as needed
2. Filling Core Cutting with **MEGA GROUT**
3. Primer coat of **MEGA WATER SEAL PRO** on critical areas and coving
4. Apply **MEGA MESH NP-721** on primer coat
5. Top coat of **MEGA WATER SEAL PRO** on critical areas and coving
6. Primer coat of **MEGA WATER SEAL PRO** on walls
7. Top coat of **MEGA WATER SEAL PRO** on walls
8. Apply **MEGA WATER GUARD** on floor and skirting
9. Finally apply top coat of **MEGA WATER GUARD** on floor and skirting



MEGA GROUT
HIGH STRENGTH NON
SHRINK MORTAR

Contact: +92 318 3880164 | +92 318 3880163 | +92 213 5318800



www.megasealers.com



info@megagroup.com.pk



[megasealers](https://www.facebook.com/megasealers)



GAMIA PLUS

WATERPROOFING SYSTEM

FOR BATHROOMS & TOILETS

STEP-3

1. Surface preparation as needed
2. Filling Core Cutting with **MEGA GROUT**
3. Primer coat of **MEGA WATER SEAL PRO** on critical areas and coving
4. Apply **MEGA MESH NP-721** on primer coat
5. Top coat of **MEGA WATER SEAL PRO** on critical areas and coving
6. Primer coat of **MEGA WATER SEAL PRO** on walls
7. Top coat of **MEGA WATER SEAL PRO** on walls
8. Apply **MEGA WATER GUARD** on floor and skirting
9. Finally apply top coat of **MEGA WATER GUARD** on floor and skirting



MEGA WATER SEAL PRO
PROFESSIONAL GRADE HIGHLY FLEXIBLE
TWO COMPONENT ACRYLIC
CEMENTITIOUS COATING

Contact: +92 318 3880164 | +92 318 3880163 | +92 213 5318800



www.megasealers.com



info@megagroup.com.pk



[megasealers](https://www.facebook.com/megasealers)



GAMIA PLUS

WATERPROOFING SYSTEM

FOR BATHROOMS & TOILETS

STEP-4

1. Surface preparation as needed
2. Filling Core Cutting with **MEGA GROUT**
3. Primer coat of **MEGA WATER SEAL PRO** on critical areas and coving
4. Apply **MEGA MESH NP-721** on primer coat
5. Top coat of **MEGA WATER SEAL PRO** on critical areas and coving
6. Primer coat of **MEGA WATER SEAL PRO** on walls
7. Top coat of **MEGA WATER SEAL PRO** on walls
8. Apply **MEGA WATER GUARD** on floor and skirting
9. Finally apply top coat of **MEGA WATER GUARD** on floor and skirting



MEGA MESH NP-721

A HI-TECH NON-WOVEN FABRIC WITH AN EXCELLENT ABRASION RESISTANCE



Contact: +92 318 3880164 | +92 318 3880163 | +92 213 5318800



www.megasealers.com



info@megagroup.com.pk



[megasealers](https://www.facebook.com/megasealers)



GAMIA PLUS

WATERPROOFING SYSTEM

FOR BATHROOMS & TOILETS

STEP-5

1. Surface preparation as needed
2. Filling Core Cutting with **MEGA GROUT**
3. Primer coat of **MEGA WATER SEAL PRO** on critical areas and coving
4. Apply **MEGA MESH NP-721** on primer coat
5. Top coat of **MEGA WATER SEAL PRO** on critical areas and coving
6. Primer coat of **MEGA WATER SEAL PRO** on walls
7. Top coat of **MEGA WATER SEAL PRO** on walls
8. Apply **MEGA WATER GUARD** on floor and skirting
9. Finally apply top coat of **MEGA WATER GUARD** on floor and skirting



MEGA WATER SEAL PRO
PROFESSIONAL GRADE HIGHLY FLEXIBLE
TWO COMPONENT ACRYLIC
CEMENTITIOUS COATING

Contact: +92 318 3880164 | +92 318 3880163 | +92 213 5318800



GAMIA PLUS

WATERPROOFING SYSTEM

FOR BATHROOMS & TOILETS

STEP-6

1. Surface preparation as needed
2. Filling Core Cutting with **MEGA GROUT**
3. Primer coat of **MEGA WATER SEAL PRO** on critical areas and coving
4. Apply **MEGA MESH NP-721** on primer coat
5. Top coat of **MEGA WATER SEAL PRO** on critical areas and coving
6. Primer coat of **MEGA WATER SEAL PRO** on walls
7. Top coat of **MEGA WATER SEAL PRO** on walls
8. Apply **MEGA WATER GUARD** on floor and skirting
9. Finally apply top coat of **MEGA WATER GUARD** on floor and skirting



MEGA WATER SEAL PRO
PROFESSIONAL GRADE HIGHLY FLEXIBLE
TWO COMPONENT ACRYLIC
CEMENTITIOUS COATING

Contact: +92 318 3880164 | +92 318 3880163 | +92 213 5318800



www.megasealers.com



info@megagroup.com.pk



[megasealers](https://www.facebook.com/megasealers)




GAMIA PLUS

WATERPROOFING SYSTEM

FOR BATHROOMS & TOILETS

STEP-7

1. Surface preparation as needed
2. Filling Core Cutting with **MEGA GROUT**
3. Primer coat of **MEGA WATER SEAL PRO** on critical areas and coving
4. Apply **MEGA MESH NP-721** on primer coat
5. Top coat of **MEGA WATER SEAL PRO** on critical areas and coving
6. Primer coat of **MEGA WATER SEAL PRO** on walls
7. Top coat of **MEGA WATER SEAL PRO** on walls
8. Apply **MEGA WATER GUARD** on floor and skirting
9. Finally apply top coat of **MEGA WATER GUARD** on floor and skirting



MEGA WATER SEAL PRO
PROFESSIONAL GRADE HIGHLY FLEXIBLE
TWO COMPONENT ACRYLIC
CEMENTITIOUS COATING

Contact: +92 318 3880164 | +92 318 3880163 | +92 213 5318800




GAMIA PLUS

WATERPROOFING SYSTEM

FOR BATHROOMS & TOILETS

STEP-8

1. Surface preparation as needed
2. Filling Core Cutting with **MEGA GROUT**
3. Primer coat of **MEGA WATER SEAL PRO** on critical areas and coving
4. Apply **MEGA MESH NP-721** on primer coat
5. Top coat of **MEGA WATER SEAL PRO** on critical areas and coving
6. Primer coat of **MEGA WATER SEAL PRO** on walls
7. Top coat of **MEGA WATER SEAL PRO** on walls
8. Apply **MEGA WATER GUARD** on floor and skirting
9. Finally apply top coat of **MEGA WATER GUARD** on floor and skirting



MEGA WATER GUARD
SINGLE COMPONENT POLYURETHANE
BASED ELASTOMERIC COATING

Contact: +92 318 3880164 | +92 318 3880163 | +92 213 5318800




GAMIA PLUS

WATERPROOFING SYSTEM

FOR BATHROOMS & TOILETS

STEP-9

1. Surface preparation as needed
2. Filling Core Cutting with **MEGA GROUT**
3. Primer coat of **MEGA WATER SEAL PRO** on critical areas and coving
4. Apply **MEGA MESH NP-721** on primer coat
5. Top coat of **MEGA WATER SEAL PRO** on critical areas and coving
6. Primer coat of **MEGA WATER SEAL PRO** on walls
7. Top coat of **MEGA WATER SEAL PRO** on walls
8. Apply **MEGA WATER GUARD** on floor and skirting
9. Finally apply top coat of **MEGA WATER GUARD** on floor and skirting



MEGA WATER GUARD

SINGLE COMPONENT POLYURETHANE
BASED ELASTOMERIC COATING

Contact: +92 318 3880164 | +92 318 3880163 | +92 213 5318800



www.megasealers.com



info@megagroup.com.pk



[megasealers](https://www.facebook.com/megasealers)



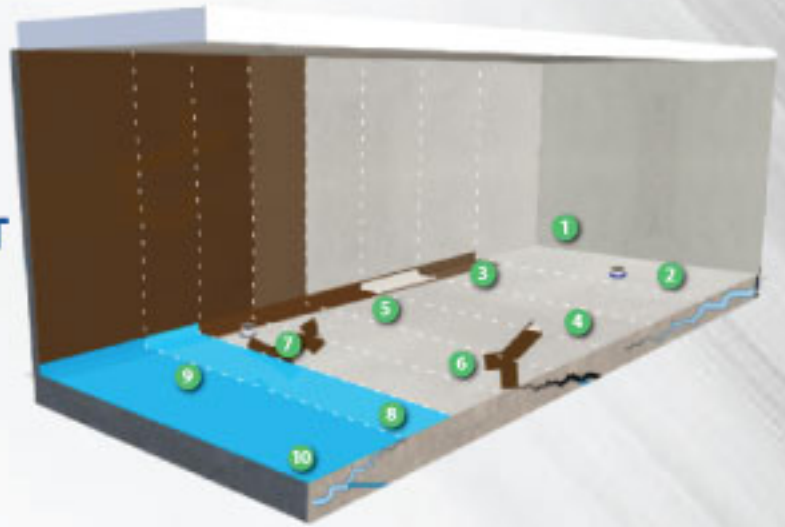
GAMIA PLUS

WATERPROOFING SYSTEM

FOR BATHROOMS & TOILETS

STEPS

1. Surface preparation as needed
2. Filling Core Cutting with **MEGA GROUT**
3. Primer coat of **MEGA WATER SEAL PRO** on critical areas and coving
4. Apply **MEGA MESH NP-721** on primer coat
5. Top coat of **MEGA WATER SEAL PRO** on critical areas and coving
6. Primer coat of **MEGA WATER SEAL PRO** on walls
7. Top coat of **MEGA WATER SEAL PRO** on walls
8. Apply **MEGA WATER GUARD** on floor and skirting
9. Finally apply top coat of **MEGA WATER GUARD** on floor and skirting



Contact: +92 318 3880164 | +92 318 3880163 | +92 213 5318800



www.megasealers.com



info@megagroup.com.pk



[megasealers](https://www.facebook.com/megasealers)